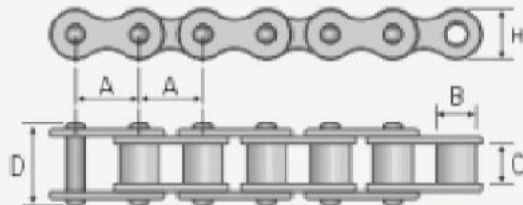




ENGREDAN Elementos de Transmissão Ltda
Rua Serra de Maracujá, 30 –Parque Reid
CEP 09920-040

Fone: (11) 2758-6099 / Cel/Whats: (11) 99222-0666 – (11) 93800-3636
Site: www.engredan.com.br
E-Mail : vendas@engredan.com.br

CORRENTE DE TRANSMISSÃO SIMPLES



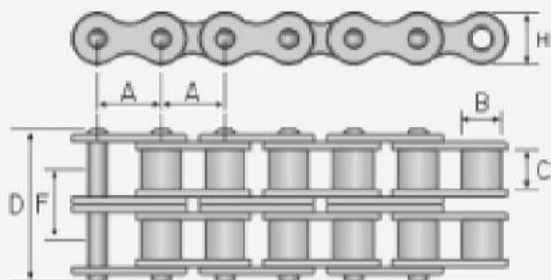
corrente de transmissão simples											
Ref.		Passo		Entre Placas	Diâm. Rolo	Altura Placa	Pino		Carga Rupt.	Peso	
ANSI	ISO ABNT	A		C	B	H	Diâm.	Altura			
		Pol.	mm	mm	mm	mm	mm	mm	mm	kgf	kg/m
NORMA AMERICANA (ASA)	25/1	04A-1	1/4	6,35	3,18	3,30	5,7	2,31	9,7	450	0,12
	35/1	06C-1	3/8	9,53	4,77	5,80	7,3	3,58	11,8	950	0,33
	40/1	08A-1	1/2	12,70	7,95	7,92	10,2	3,96	16,4	1700	0,60
	50/1	10A-1	5/8	15,88	9,53	10,16	13,0	5,08	20,3	2800	1,01
	60/1	12A-1	3/4	19,05	12,70	11,91	18,0	5,94	25,5	3800	1,43
	80/1	16A-1	1	25,40	15,88	15,88	24,0	7,92	33,5	6600	2,53
	100/1	20A-1	1.1/4	31,75	19,05	19,05	29,6	9,53	40,4	10800	4,02
	120/1	24A-1	1.1/2	38,10	25,40	22,23	36,0	11,10	50,5	15400	5,96
	140/1	28A-1	1.3/4	44,45	25,40	25,40	42,0	12,70	54,5	20800	7,75
	160/1	32A-1	2	50,80	31,75	28,58	48,0	14,27	64,5	26200	10,13
NORMA EUROPEIA (DIN)		04B-1	.236	6,00	2,80	4,00	5,0	1,85	5,4	300	0,12
		05B-1	.315	8,00	3,00	5,00	7,2	2,31	7,7	400	0,16
		06B-1	3/8	9,53	5,72	6,35	8,3	3,28	12,5	1000	0,39
		08B-1	1/2	12,70	7,75	8,51	11,8	4,45	16,3	1900	0,69
		10B-1	5/8	15,88	9,70	10,16	14,0	5,08	19,2	2500	0,89
		16B-1	1	25,40	17,00	15,88	21,0	8,28	36,0	6000	2,70
		12B-1	3/4	19,05	11,70	12,07	18,0	5,72	22,1	3000	1,24
		20B-1	1.1/4	31,75	19,60	19,05	25,5	10,19	41,0	7800	3,70
		24B-1	1.1/2	38,10	25,40	25,40	33,7	14,63	54,0	15000	6,70
		28B-1	1.3/4	44,45	31,00	27,94	34,5	15,90	66,0	19000	8,20
		32B-1	2	50,80	31,00	29,21	40,5	17,81	65,0	23000	9,20
		40B-1	2.1/2	63,50	38,10	39,37	53,0	22,89	80,0	39000	15,50
	48B-1	3	76,20	45,70	48,26	63,9	29,24	100,0	60000	25,40	



ENGREDAN Elementos de Transmissão Ltda
Rua Serra de Maracujá, 30 –Parque Reid
CEP 09920-040

Fone: (11) 2758-6099 / Cel/Whats: (11) 99222-0666 – (11) 93800-3636
Site: www.engredan.com.br
E-Mail : vendas@engredan.com.br

CORRENTE DE TRANSMISSÃO DUPLA



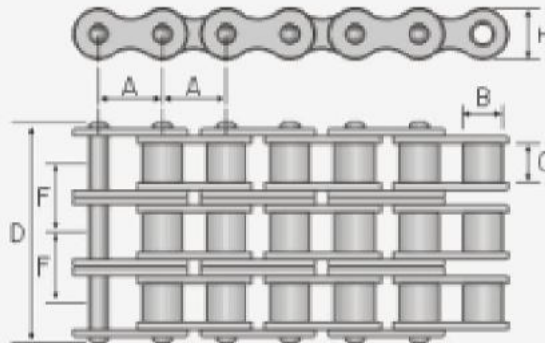
corrente de transmissão dupla												
Ref.		Passo		Entre Placas	Diâm. Rolo	Altura Placa	Pino		Passo Transv.	Carga Rupt.	Peso	
ANSI	ISO ABNT	A		C	B	H	Diâm.	Altura				
		Pol.	mm	Mín.	Máx.	Máx.	Máx.	Máx.	F	Mín.	Kgf	Kg/m
NORMA AMERICANA (ASA)	35/2	06C-2	3/8	9,53	4,77	5,80	7,3	3,58	22,2	10,13	1900	0,66
	40/2	08A-2	1/2	12,70	7,95	7,92	10,2	3,96	30,8	14,38	3400	1,20
	50/2	10A-2	5/8	15,88	9,53	10,16	13,0	5,08	38,4	18,11	5600	2,00
	60/2	12A-2	3/4	19,05	12,70	11,91	18,0	5,94	48,5	22,78	7600	2,77
	80/2	16A-2	1	25,40	15,88	15,88	24,0	7,92	63,0	29,29	13200	4,92
	100/2	20A-2	1.1/4	31,75	19,05	19,05	29,6	9,53	76,5	35,76	21000	7,75
	120/2	24A-2	1.1/2	38,10	25,40	22,23	36,0	11,10	96,0	45,44	30800	11,77
	140/2	28A-2	1.3/4	44,45	25,40	25,40	42,0	12,70	103,5	48,87	41600	15,05
	160/2	32A-2	2	50,80	31,75	28,58	48,0	14,27	124,0	58,55	52400	19,52
	200/2	40A-2	2.1/2	63,50	38,10	39,67	57,2	19,85	150,3	71,55	86000	31,44
240/2	48A-2	3	76,20	47,63	47,62	71,8	23,81	182,0	87,83	118000	49,60	
NORMA EUROPEIA (DIN)		05B-2	.315	8,00	3,00	5,00	7,2	2,31	13,9	5,64	800	0,31
		06B-2	3/8	9,53	5,72	6,35	8,3	3,28	22,8	10,24	2000	0,74
		08B-2	1/2	12,70	7,75	8,51	11,8	4,45	30,4	13,92	3800	1,36
		10B-2	5/8	15,88	9,70	10,16	14,0	5,08	35,6	16,59	5000	1,75
		12B-2	3/4	19,05	11,70	12,07	18,0	5,72	41,6	19,46	6000	2,45
		16B-2	1	25,40	17,00	15,88	21,0	8,28	67,9	31,88	12000	5,30
		20B-2	1.1/4	31,75	19,60	19,05	25,5	10,19	77,8	36,45	15600	7,30
		24B-2	1.1/2	38,10	25,40	25,40	33,7	14,63	102,5	48,36	30000	13,50
		28B-2	1.3/4	44,45	31,00	27,94	34,5	15,90	125,5	59,56	38000	16,50
		32B-2	2	50,80	31,00	29,21	40,5	17,81	124,2	58,55	46000	18,30
	40B-2	2.1/2	63,50	38,10	39,37	53,0	22,89	153,0	72,29	78000	30,90	
	48B-2	3	76,20	45,70	48,26	63,9	29,24	191,0	91,21	120000	48,90	



ENGREDAN Elementos de Transmissão Ltda
Rua Serra de Maracujá, 30 –Parque Reid
CEP 09920-040

Fone: (11) 2758-6099 / Cel/Whats: (11) 99222-0666 – (11) 93800-3636
Site: www.engredan.com.br
E-Mail : vendas@engredan.com.br

CORRENTE DE TRANSMISSÃO TRIPLA



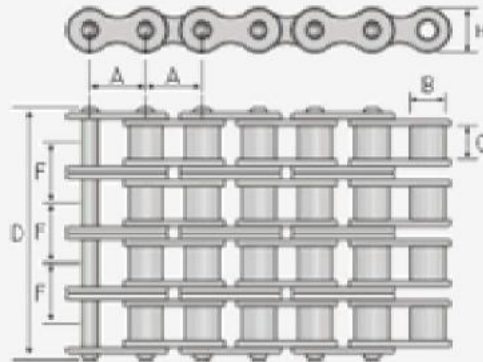
corrente de transmissão tripla												
Ref.		Passo		Entre Placas	Diâm. Rolo	Altura Placa	Pino		Passo Transv.	Carga Rupt.	Peso	
ANSI	ISO ABNT	A		C	B	H	Diâm.	Altura	F	Min.		
		Pol.	mm	mm	mm	mm	Máx.	Máx.	mm	Kgf	Kg/m	
NORMA AMERICANA (ASA)	35/3	06C-3	3/8	9,53	4,77	5,80	7,3	3,58	32,3	10,13	2850	0,99
	40/3	08A-3	1/2	12,70	7,95	7,92	10,2	3,96	45,2	14,38	5100	1,80
	50/3	10A-3	5/8	15,88	9,53	10,16	13,0	5,08	56,5	18,11	8400	3,00
	60/3	12A-3	3/4	19,05	12,70	11,91	18,0	5,94	71,5	22,78	11400	4,20
	80/3	16A-3	1	25,40	15,88	15,88	24,0	7,92	92,5	29,29	19800	7,30
	100/3	20A-3	1.1/4	31,75	19,05	19,05	29,6	9,53	113,0	35,76	32400	11,62
	120/3	24A-3	1.1/2	38,10	25,40	22,23	36,0	11,10	142,0	45,44	46200	17,58
	140/3	28A-3	1.3/4	44,45	25,40	25,40	42,0	12,70	153,0	48,87	62400	22,35
	160/3	32A-3	2	50,80	31,75	28,58	48,0	14,27	183,0	58,55	78600	29,20
	200/3	40A-3	2.1/2	63,50	38,10	39,67	57,2	19,85	222,3	71,55	129000	46,94
240/3	48A-3	3	76,20	47,63	47,62	71,8	23,81	269,9	87,83	177000	74,25	
NORMA EUROPEIA (DIN)		06B-3	3/8	9,53	5,72	6,35	8,3	3,28	33,1	10,24	3000	1,13
		08B-3	1/2	12,70	7,75	8,51	11,8	4,45	44,2	13,92	5700	2,05
		10B-3	5/8	15,88	9,70	10,16	14,0	5,08	52,2	16,59	7500	2,64
		12B-3	3/4	19,05	11,70	12,07	18,0	5,72	61,1	19,46	9000	3,70
		16B-3	1	25,40	17,00	15,88	21,0	8,28	99,8	31,88	18000	8,10
		20B-3	1.1/4	31,75	19,60	19,05	25,5	10,19	114,5	36,45	23400	11,00
		24B-3	1.1/2	38,10	25,40	25,40	33,7	14,63	151,3	48,36	45000	20,50
		28B-3	1.3/4	44,45	31,00	27,94	34,5	15,90	186,0	59,56	57000	25,40
		32B-3	2	50,80	31,00	29,21	40,5	17,81	182,3	58,55	69000	27,50
		40B-3	2.1/2	63,50	38,10	39,37	53,0	22,89	225,5	72,29	117000	47,50
	48B-3	3	76,20	45,70	48,26	63,9	29,24	282,0	91,21	180000	75,50	



ENGREDAN Elementos de Transmissão Ltda
Rua Serra de Maracujá, 30 –Parque Reid
CEP 09920-040

Fone: (11) 2758-6099 / Cel/Whats: (11) 99222-0666 – (11) 93800-3636
Site: www.engredan.com.br
E-Mail : vendas@engredan.com.br

CORRENTE DE TRANSMISSÃO QUADRUPLA



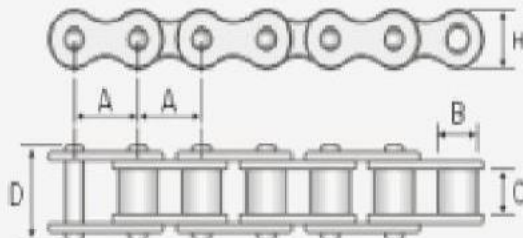
corrente de transmissão quádrupla												
Ref.		Passo		Entre Placas	Diâm. Rolo	Altura Placa	Pino		Passo Transv.	Carga Rupt.	Peso	
ANSI	ISO ABNT	A		C	B	H	Diâm.	Altura	F	Kg		
				Mín.	Máx.	Máx.	Máx.	Máx.				
		Pol.	mm	mm	mm	mm	mm	mm	mm	Kgf	Kg/m	
NORMA AMERICANA (ASA)	35/4	06C-4	3/8	9,53	4,77	5,80	7,3	3,58	42,4	10,13	3800	1,32
	40/4	08A-4	1/2	12,70	7,95	7,92	10,2	3,96	59,6	14,38	6800	2,40
	50/4	10A-4	5/8	15,88	9,53	10,16	13,0	5,08	74,6	18,11	11200	4,00
	60/4	12A-4	3/4	19,05	12,70	11,91	18,0	5,94	94,4	22,78	15200	5,60
	80/4	16A-4	1	25,40	15,88	15,88	24,0	7,92	121,5	29,29	26400	9,75
	100/4	20A-4	1.1/4	31,75	19,05	19,05	29,6	9,53	147,8	35,76	43200	15,50
	120/4	24A-4	1.1/2	38,10	25,40	22,23	36,0	11,10	187,4	45,44	61600	23,44
	140/4	28A-4	1.3/4	44,45	25,40	25,40	42,0	12,70	201,8	48,87	83200	29,80
	160/4	32A-4	2	50,80	31,75	28,58	48,0	14,27	241,2	58,55	104800	39,94
	200/4	40A-4	2.1/2	63,50	38,10	39,67	57,2	19,85	293,4	71,55	172000	62,59
240/4	48A-4	3	76,20	47,63	47,62	71,8	23,81	357,2	87,83	236000	99,00	
NORMA EUROPEIA (DIN)		06B-4	3/8	9,53	5,72	6,35	8,3	3,28	43,4	10,24	4000	1,50
		08B-4	1/2	12,70	7,75	8,51	11,8	4,45	58,0	13,92	7600	2,74
		10B-4	5/8	15,88	9,70	10,16	14,0	5,08	62,8	16,59	10000	3,52
		12B-4	3/4	19,05	11,70	12,07	18,0	5,72	80,6	19,46	12000	4,94
		16B-4	1	25,40	17,00	15,88	21,0	8,28	121,6	31,88	24000	10,80
		20B-4	1.1/4	31,75	19,60	19,05	25,5	10,19	126,5	36,45	31200	14,67
		24B-4	1.1/2	38,10	25,40	25,40	33,7	14,63	177,1	48,36	60000	27,34
		28B-4	1.3/4	44,45	31,00	27,94	34,5	15,90	246,5	59,56	76000	33,87
		32B-4	2	50,80	31,00	29,21	40,5	17,81	240,4	58,55	92000	36,67
		40B-4	2.1/2	63,50	38,10	39,37	53,0	22,89	298,0	72,29	156000	63,34
	48B-4	3	76,20	45,70	48,26	63,9	29,24	373,0	91,21	240000	100,67	



ENGREDAN Elementos de Transmissão Ltda
Rua Serra de Maracujá, 30 –Parque Reid
CEP 09920-040

Fone: (11) 2758-6099 / Cel/Whats: (11) 99222-0666 – (11) 93800-3636
Site: www.engredan.com.br
E-Mail : vendas@engredan.com.br

CORRENTE DE TRANSMISSÃO DE AÇO INOX



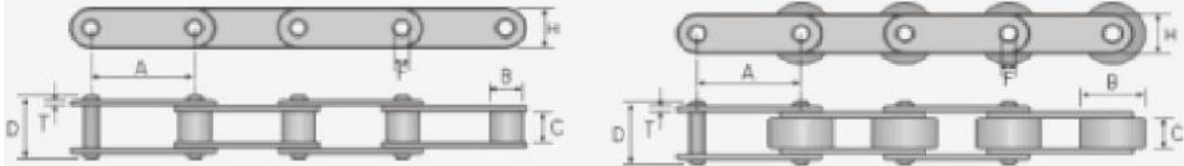
corrente de transmissão de aço inox											
Ref.		Passo		Entre Placas	Diâm. Rolo	Altura Placa	Pino		Carga Rupt.	Peso	
ANSI	ISO ABNT	A		C	B	H	Diâm.	Altura			
		Pol.	mm	mm	mm	mm	-	D	Min.		
				mm	mm	mm	Máx.	Máx.	Kgf	Kg/m	
Norma ASA	25/1 SS	04A-1 SS	1/4	6,35	3,18	3,30	5,7	2,31	9,7	450	0,12
	35/1 SS	06C-1 SS	3/8	9,53	4,77	5,80	7,3	3,58	11,8	950	0,33
	40/1 SS	08A-1 SS	1/2	12,70	7,95	7,92	10,2	3,96	16,4	1700	0,60
	50/1 SS	10A-1 SS	5/8	15,88	9,53	10,16	13,0	5,08	20,3	2800	1,01
	60/1 SS	12A-1 SS	3/4	19,05	12,70	11,91	18,0	5,94	25,5	3800	1,43
	80/1 SS	16A-1 SS	1	25,40	15,88	15,88	24,0	7,92	33,5	6600	2,53
Norma DIN		04B-1 SS	.236	6,00	2,80	4,00	5,0	1,85	5,4	300	0,12
		05B-1 SS	.315	8,00	3,00	5,00	7,2	2,31	7,7	400	0,16
		06B-1 SS	3/8	9,53	5,72	6,35	8,3	3,28	12,5	1000	0,39
		08B-1 SS	1/2	12,70	7,75	8,51	11,8	4,45	16,3	1900	0,69
		10B-1 SS	5/8	15,88	9,70	10,16	14,0	5,08	19,2	2500	0,89
		12B-1 SS	3/4	19,05	11,70	12,07	18,0	5,72	22,1	3000	1,24
	16B-1 SS	1	25,40	17,00	15,88	21,0	8,28	36,0	6000	2,70	



ENGREDAN Elementos de Transmissão Ltda
Rua Serra de Maracujá, 30 –Parque Reid
CEP 09920-040

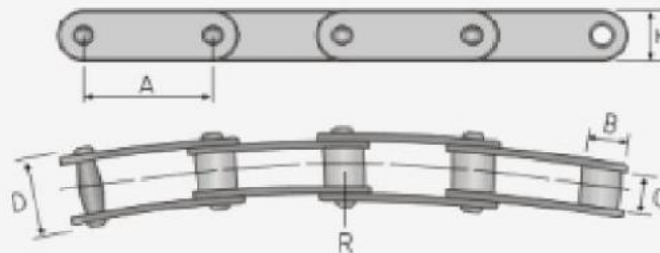
Fone: (11) 2758-6099 / Cel/Whats: (11) 99222-0666 – (11) 93800-3636
Site: www.engredan.com.br
E-Mail : vendas@engredan.com.br

CORRENTE DE TRANSMISSÃO PASSO LONGO COM PINO OCO



corrente de transmissão passo longo com pino oco												
Ref.		Passo		Entre Placas	Diâm. Rolo		Placa		Pino		Carga Rupt.	Peso
ANSI	ISO A.B.N.T.	A		C	B	H	T	D	F			
		Pol.	mm	mm	mm	mm	mm	mm	mm	mm	Kgf	Kg/m
2040 HP		1	25,40	7,95	7,92	10,2	1,50	17,2	4,00	1600	0,49	
2042 HP		1	25,40	7,95	15,88	10,2	1,50	17,2	4,00	1600	0,49	
2050 HP		1.1/4	31,75	9,53	10,16	13,0	2,00	23,5	5,12	2700	0,84	
2052 HP		1.1/4	31,75	9,53	19,05	13,0	2,00	23,5	5,12	2700	0,84	
2060 HP		1.1/2	38,10	12,70	11,91	18,0	3,20	26,4	5,99	3500	1,45	
2062 HP		1.1/2	38,10	12,70	22,23	18,0	3,20	26,4	5,99	3500	1,45	
2080 HP		2	50,80	15,88	15,88	22,2	3,20	36,40	8,02	6600	2,38	
2082 HP		2	50,80	15,88	28,58	22,2	3,20	36,40	8,02	6600	2,38	

CORRENTE DE TRANSMISSÃO PASSO LONGO COM CURVA



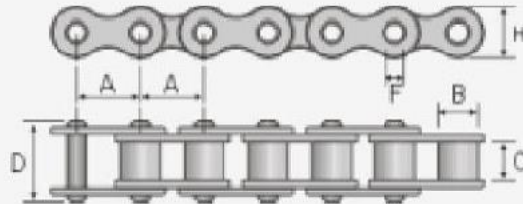
corrente de transmissão passo longo com curva												
Referência		Passo		Entre Placas	Diam. Rolo	Raio	Placa		Pino		Carga Ruptura	Peso
ANSI	ISO A.B.N.T.	A		C	B	R	T	H	F	D		
		Pol.	mm	mm	mm	mm	mm	mm	mm	mm	mm	Kgf
2040 SB		1	25,40	7,95	7,92	700	1,50	10,2	3,96	17,2	1600	0,49
2050 SB		1.1/4	31,75	9,53	10,16	800	2,00	13,0	5,08	23,5	2700	0,84
2060 SB		1.1/2	38,10	12,70	11,91	1000	3,20	18,0	5,94	26,4	3500	1,45



ENGREDAN Elementos de Transmissão Ltda
Rua Serra de Maracujá, 30 –Parque Reid
CEP 09920-040

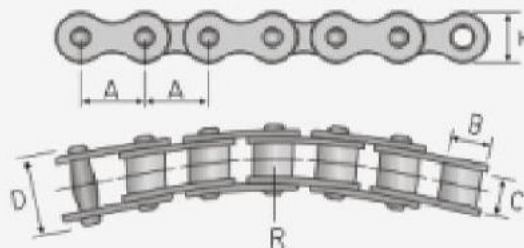
Fone: (11) 2758-6099 / Cel/Whats: (11) 99222-0666 – (11) 93800-3636
Site: www.engredan.com.br
E-Mail : vendas@engredan.com.br

CORRENTE DE TRANSMISSÃO DE PINO OCO



corrente de transmissão de pino oco											
Ref.		Passo		Entre Placas	Diâm. Rolo	Placa		Pino		Carga Rupt.	Peso
ANSI	ISO A.B.N.T.	A		C	B	Espress.	Altura	Diâm	Altura		
		Pol.	mm	Mín.	Máx.	Máx.	Mín.	Máx.	Máx.	Mín.	
		Pol.	mm	mm	mm	mm	mm	mm	mm	Kgf	Kg/m
40/1 HP	08A-1 HP	1/2	12,70	7,95	7,92	1,50	12,0	4,0	17,6	1600	0,60
50/1 HP	10A-1 HP	5/8	15,88	9,53	10,16	2,03	20,0	5,13	21,9	2700	1,01
60/1 HP	12A-1 HP	3/4	19,05	12,70	11,91	2,42	18,0	6,0	26,8	3500	1,33

CORRENTE DE TRANSMISSÃO CURVA



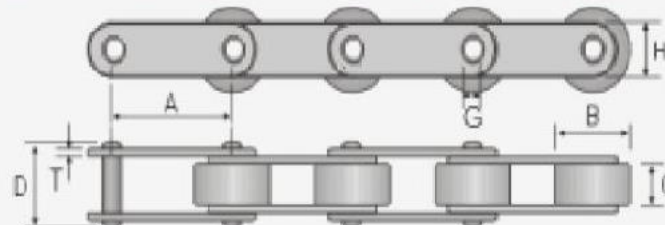
corrente de transmissão curva											
Ref.		Passo		Entre Placas	Diâm. Rolo	Altura Placa	Raio	Pino		Carga Rupt.	Peso
ANSI	ISO A.B.N.T.	A		C	B	H	R	Diâm.	Altura		
		Pol.	mm	Mín.	Máx.	Máx.	Mín.	Máx.	Máx.	Mín.	
		Pol.	mm	mm	mm	mm	mm	mm	mm	Kgf	Kg/m
35/1 SB	06C-1 SB	3/8	9,53	4,77	5,80	7,3	254	3,58	12,8	900	0,32
40/1 SB	08A-1 SB	1/2	12,70	7,95	7,92	10,2	350	3,96	17,2	1600	0,60
50/1 SB	10A-1 SB	5/8	15,88	9,53	10,16	13,0	400	5,08	23,5	2700	1,01
60/1 SB	12A-1 SB	3/4	19,05	12,70	11,91	18,0	500	5,94	26,4	3500	1,33
80/1 SB	16A-1 SB	1	25,40	15,88	15,88	24,0	600	7,92	34,5	6000	2,40



ENGREDAN Elementos de Transmissão Ltda
Rua Serra de Maracujá, 30 –Parque Reid
CEP 09920-040

Fone: (11) 2758-6099 / Cel/Whats: (11) 99222-0666 – (11) 93800-3636
Site: www.engredan.com.br
E-Mail : vendas@engredan.com.br

CORRENTES TRANSPORTADORAS (ROLO GRANDE/PINO OCO)



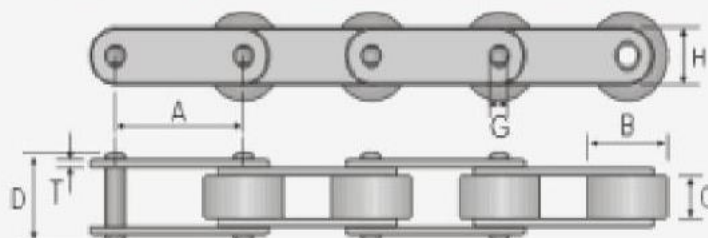
correntes transportadoras (rolo grande/pino oco)											
Ref.	Passo		Entre Placas	Diam. Rolo	Placa		Pino			Carga Rupt.	Peso
	A				H	T	D	G	F		
			Mín.	Máx.	Máx.	Máx.	Máx.	Máx.	Máx.	Mín.	
	Pol.	mm	mm	mm	mm	mm	mm	mm	mm	Kgf	Kg/m
254/0508/A	2	50,8	16	31,75	25,40	3,17	32,7	11,11	5,56	1200	2,70
254/0762/A	3	76,2	16	31,75	25,40	3,17	32,7	11,11	5,56	1200	2,24
254/1016/A	4	101,6	16	31,75	25,40	3,17	32,7	11,11	5,56	1200	1,96
254/0762/B	3	76,2	20	38,10	28,57	4,76	44,0	14,29	6,35	3400	5,25
254/1016/B	4	101,6	20	38,10	28,57	4,76	44,0	14,29	6,35	3400	4,49
254/1270/B	5	127,0	20	38,10	28,57	4,76	44,0	14,29	6,35	3400	4,00
254/1016/C	4	101,6	28	44,45	31,75	6,35	58,0	17,46	9,53	8200	7,40
254/1270/C	5	127,0	28	44,45	31,75	6,35	58,0	17,46	9,53	8200	6,62
254/1524/C	6	152,4	28	44,45	31,75	6,35	58,0	17,46	9,53	8200	6,25
254/1016/D	4	101,6	32	50,80	38,10	7,93	68,0	18,05	11,11	16000	11,50
254/1270/D	5	127,0	32	50,80	38,10	7,93	68,0	18,05	11,11	16000	10,25
254/1524/D	6	152,4	32	50,80	38,10	7,93	68,0	18,05	11,11	16000	9,30
254/1016/E	4	101,6	38	63,50	50,80	9,53	80,0	25,40	12,70	21000	20,30
254/1270/E	5	127,0	38	63,50	50,80	9,53	80,0	25,40	12,70	21000	18,00
254/1524/E	6	152,4	38	63,50	50,80	9,53	80,0	25,40	12,70	21000	16,00



ENGREDAN Elementos de Transmissão Ltda
Rua Serra de Maracujá, 30 –Parque Reid
CEP 09920-040

Fone: (11) 2758-6099 / Cel/Whats: (11) 99222-0666 – (11) 93800-3636
Site: www.engredan.com.br
E-Mail : vendas@engredan.com.br

CORRENTES TRANSPORTADORAS (ROLO GRANDE/PINO SÓLIDO)



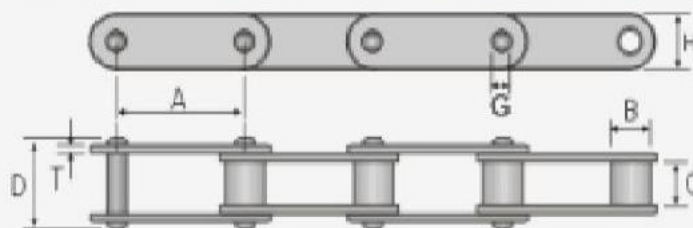
correntes transportadoras (rolo grande/pino sólido)										
Ref.	Passo		Entre Placas	Diâm. Rolo	Placa		Pino		Carga Rupt.	Peso
	A				Essess.	Altura	Diâm.	Altura		
	Mín.		Máx.	Máx.	Máx.	Máx.	Máx.	Máx.	Min.	
	Pol.	mm	mm	mm	mm	mm	mm	mm	Kgf	Kg/m
214/0508/A	2	50,8	16	25,40	3,17	19,05	6,00	32,7	2000	2,66
214/0762/A	3	76,2	16	25,40	3,17	19,05	6,00	32,7	2000	2,14
214/1016/A	4	101,6	16	25,40	3,17	19,05	6,00	32,7	2000	1,82
214/0762/B	3	76,2	20	38,10	4,76	28,57	7,93	44,0	5000	5,41
214/1016/B	4	101,6	20	38,10	4,76	28,57	7,93	44,0	5000	4,60
214/1270/B	5	127,0	20	38,10	4,76	28,57	7,93	44,0	5000	4,10
234/1016/C	4	101,6	28	44,45	6,35	31,75	11,11	65,0	10000	7,75
234/1270/C	5	127,0	28	44,45	6,35	31,75	11,11	65,0	10000	6,92
234/1524/C	6	152,4	28	44,45	6,35	31,75	11,11	65,0	10000	6,50
234/1016/D	4	101,6	32	50,80	7,93	38,10	14,29	76,0	20000	12,00
234/1270/D	5	127,0	32	50,80	7,93	38,10	14,29	76,0	20000	10,70
234/1524/D	6	152,4	32	50,80	7,93	38,10	14,29	76,0	20000	9,70
234/1016/E	4	101,6	38	63,50	9,53	50,80	17,46	91,0	30000	21,20
234/1270/E	5	127,0	38	63,50	9,53	50,80	17,46	91,0	30000	18,70
234/1524/E	6	152,4	38	63,50	9,53	50,80	17,46	91,0	30000	16,80



ENGREDAN Elementos de Transmissão Ltda
Rua Serra de Maracujá, 30 –Parque Reid
CEP 09920-040

Fone: (11) 2758-6099 / Cel/Whats: (11) 99222-0666 – (11) 93800-3636
Site: www.engredan.com.br
E-Mail : vendas@engredan.com.br

CORRENTES TRANSPORTADORAS (ROLO PEQ./PINO SOLIDO)



correntes transportadoras (rolo peq./pino sólido)										
Ref.	Passo		Entre Placas	Diâm. Rolo	Placa		Pino		Carga Rupt.	Peso
	A				T	H	G	D		
			Mín.	Máx.	Máx.	Máx.	Máx.	Máx.	Mín.	
	Pol.	mm	mm	mm	mm	mm	mm	mm	Kgf	Kg/m
212/0508/A	2	50,8	16	15,88	3,17	19,05	6,00	32,7	2000	1,83
212/0762/A	3	76,2	16	15,88	3,17	19,05	6,00	32,7	2000	1,60
212/1016/A	4	101,6	16	15,88	3,17	19,05	6,00	32,7	2000	1,42
212/0762/B	3	76,2	20	22,23	4,76	28,57	7,93	44,0	5000	4,02
212/1016/B	4	101,6	20	22,23	4,76	28,57	7,93	44,0	5000	3,55
212/1270/B	5	127,0	20	22,23	4,76	28,57	7,93	44,0	5000	3,25
232/1016/C	4	101,6	28	25,40	6,35	31,75	11,11	65,0	10000	5,35
232/1270/C	5	127,0	28	25,40	6,35	31,75	11,11	65,0	10000	4,93
232/1524/C	6	152,4	28	25,40	6,35	31,75	11,11	65,0	10000	4,80
232/1016/D	4	101,6	32	31,75	7,93	38,10	14,29	76,0	20000	8,70
232/1270/D	5	127,0	32	31,75	7,93	38,10	14,29	76,0	20000	8,00
232/1524/D	6	152,4	32	31,75	7,93	38,10	14,29	76,0	20000	7,40
232/1016/E	4	101,6	38	38,10	9,53	50,80	17,46	91,0	30000	15,10
232/1270/E	5	127,0	38	38,10	9,53	50,80	17,46	91,0	30000	13,60
232/1524/E	6	152,4	38	38,10	9,53	50,80	17,46	91,0	30000	12,32

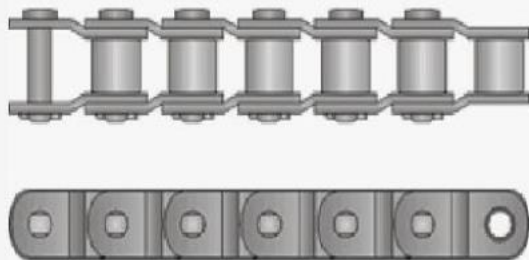


ENGREDAN Elementos de Transmissão Ltda
Rua Serra de Maracujá, 30 –Parque Reid
CEP 09920-040

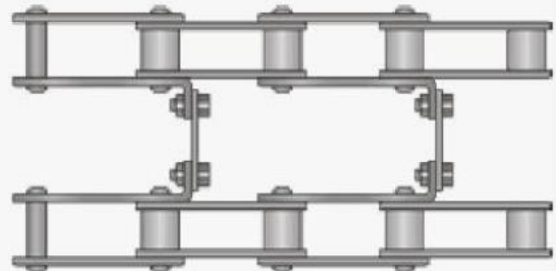
Fone: (11) 2758-6099 / Cel/Whats: (11) 99222-0666 – (11) 93800-3636
Site: www.engredan.com.br
E-Mail : vendas@engredan.com.br

CORRENTES DIVERSAS

Correntes Maniveladas




Correntes Tipo Redler



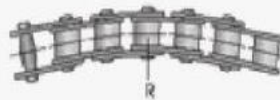
Variador de Velocidade



Correntes Silenciosas



Correntes Curvas




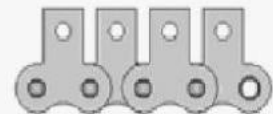
Correntes em Aço Inox



Correntes de Pino Oco



Acessórios / Adicionais



WWW.ENGREDAN.COM.BR